


Building Construction Total Station

GT-500V Series



Simplified Robotic Total Station

Building Construction Total Station

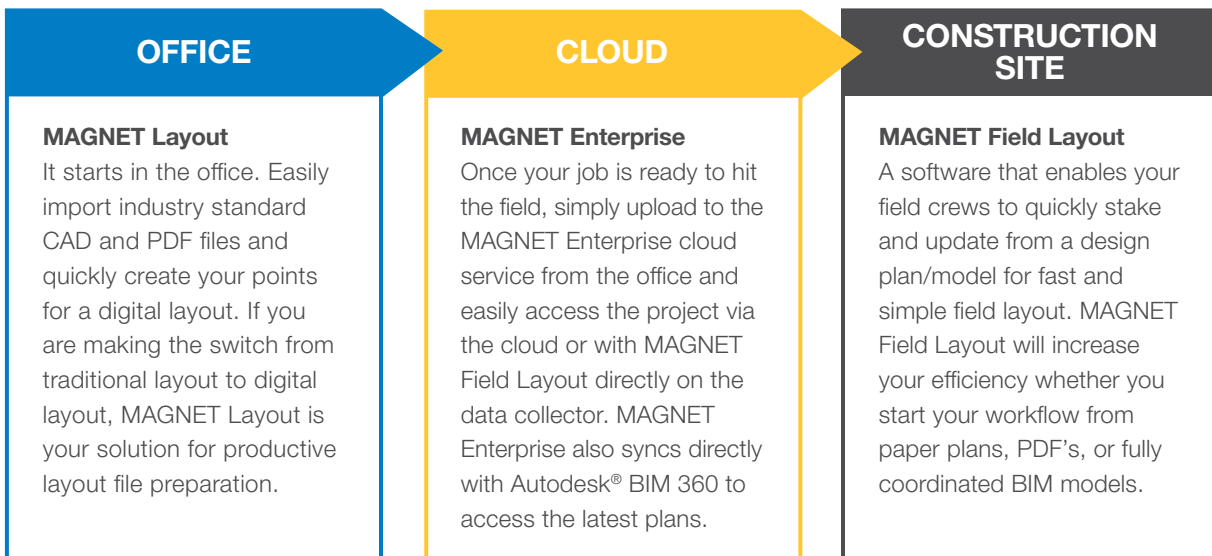
GT-500V Series

For all user types

We understand that solutions are not one-size-fits-all, that's why our team has developed products that work for all types of BIM and Vertical Construction users. Whether you are a first-timer or experienced robotic total station guru – we can help.

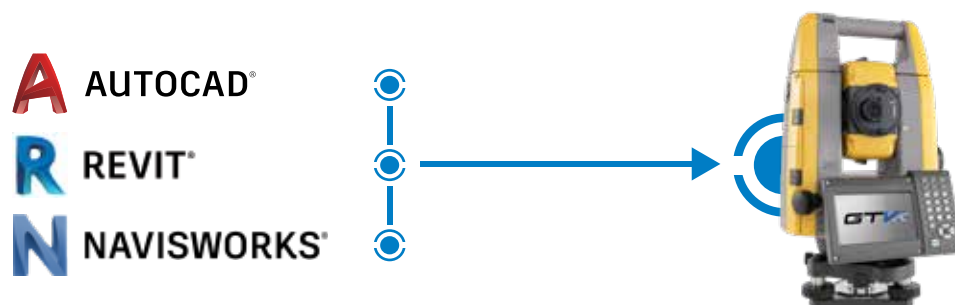
End-to-end Topcon MAGNET Workflow

MAGNET® is positioning software that provides you the ability to control data and instruments. This easy-to-use software suite comes with a cloud connected service — Enterprise — which increases productivity between the field and office.



Autodesk Integrated Workflows

Together with Autodesk®, we deliver integrated solutions that improve productivity, efficiency, and profitability. The Autodesk Point Layout plug-in works within AutoCAD®, Revit®, and Navisworks® to create digital layout files for use with Topcon robotic total stations. This tried-and-tested integration sets you up with a fully compatible workflow sent from your office software to the job site with MAGNET Enterprise.





Digital Layout Solutions

Having the right equipment in the field makes all the difference. Stay connected, productive, and in control with the FC-6000 field computer and the MAGNET Field Layout.

FC-6000 Field Computer

Bring office-level processing speed directly to your project site. This compact and rugged hand-held device offers a crisp display even in bright sunlight conditions.

- Sunlight-readable 7 in. display
- Intel® Quad-Core Pentium N4200 Processor
- MIL-STD-810G AND IP68 certified
- Windows® 10 Pro operating system
- 8MP rear camera, 2MP front camera
- Integrated 4G LTE cellular module (optional)

MAGNET Field Layout

This intuitive software is tailor-made for vertical construction contractors of all trades. Import a design file and get to work fast! Layout plans can be also be created in the field – all while staying in sync with the office.

- Minimize learning curve with easy-to-use software
- Same software for all Topcon robotic total stations
- Intuitive and graphical menu options
- On-screen point-creation
- As-built and QA/QC capabilities





GT-500V Series Robotic Total Station

Experience a performance like you've never seen before. The GT-500V Series robotic total stations are light-weight, high-performance solutions to fulfill your measuring needs at your work site.

- UltraSonic motors
- 30% smaller and lighter
- Advanced UltraTrac technology
- Three-year instrument warranty
- Five-year UltraSonic motor warranty
- Laser plummet



RC-5A Remote Control

The RC-5A's essential Quick Lock feature is powered by a LongLink™ connection and saves you time by simplifying prism reacquisition with your GT-500V total station.

- 300 m (984 ft) Quick Lock
- 600 m (1,968 ft) LongLink™ connection
- 40 hour Li-ion battery
- Waterproof IP55
- Single tap prism re-acquisition



Specifications subject to change without notice.
© 2021 Topcon Corporation. All rights reserved.
7010-2263 B 6/21

www.topconpositioning.com/gt-500v

